

Changing the Colour of the Cheque Screen in QuickBooks

Question:

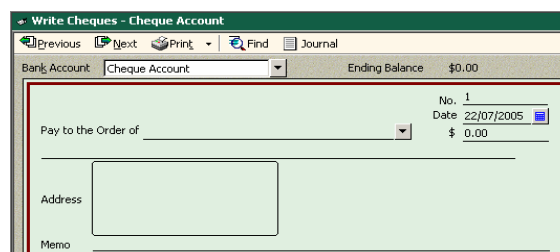
“Can I make the colour of my Cheque screen different for each Bank Account?”

Answer: - YES:

Selecting a different colour for each bank account that you use in QuickBooks, is not only easy to do, it also minimises the risk of accidentally writing a cheque from the wrong bank account.

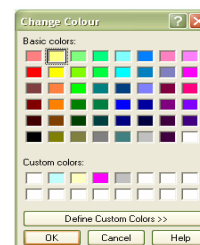
Step 1

Select the **Cheques** Screen Via the **Banking** Navigator (or simply use your keyboard shortcut **Ctrl-W**). Once in the **Cheque** screen select the particular bank account you would like to change the colour for.



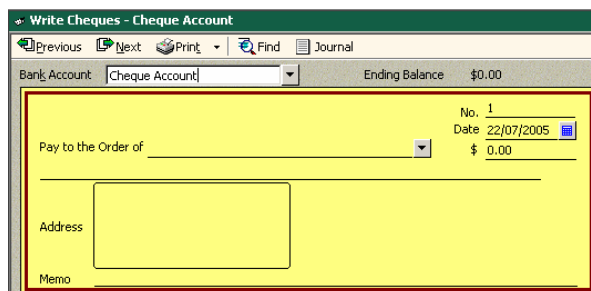
Step 2

Select the **Edit** drop down menu (or **ALT-E**) and select **Change Account Colour.** (or **ALT-A**) and the Change Colour template will appear:



Step 3

Simply select the colour you would like to change the cheque screen to, from the palette and click on **OK**. (You can even customise your own colours via the **Define Custom Colours** menu. Repeat these steps for each **Bank Account**. This will also change the Account register within QuickBooks for the particular bank account. Making it easier to recognise which account you are actually in when entering transactions.



. **DISCLAIMER:** This document represents information available at the time of publication. Examples provided within are examples only, and are not financial or taxation advice. Please seek professional advice on any areas you are unsure on. No part of this document may be reproduced, copied, forwarded, duplicated in whole or in part without the express written authorisation of both QA Business Pty Ltd and © South Pacific Views Pty Ltd. Quicken & QuickBooks are registered trademarks & service marks of Intuit Inc., registered in the United States and other countries and used by Reckon Limited under licence. These Hints & Tips are published by QA Business Pty Ltd under licence from © South Pacific Views Pty Ltd and it is not intended in any way to represent an endorsement by Quicken and QuickBooks.